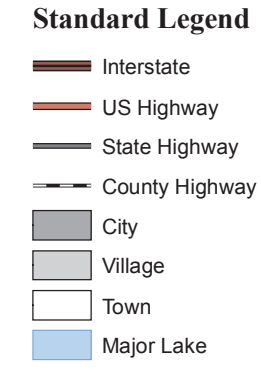
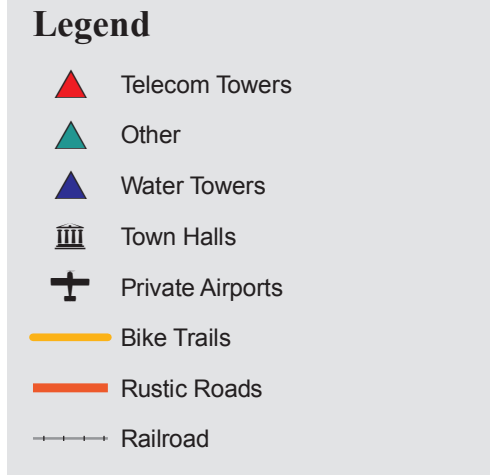
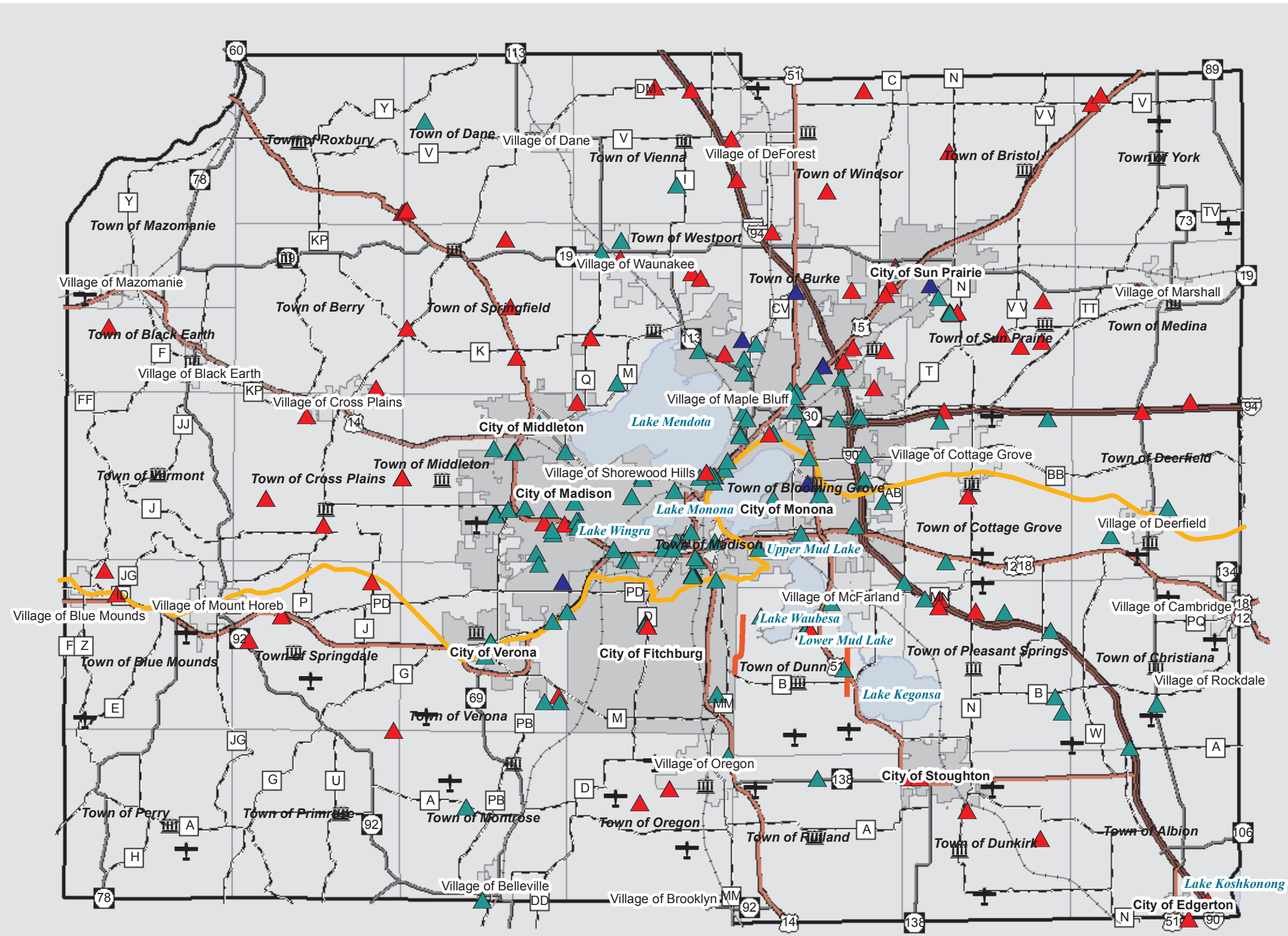




Dane County Comprehensive Plan
 Dept. of Planning & Development
 210 Martin Luther King Jr. Blvd.
 Room 116
 Madison, WI 53703
 www.daneplan.org



What you're looking at:

Contacts for Additional Bicycling and Related Information:
 City of Madison Division of Traffic Engineering 608-266-4761,
 Pedestrian-Bicycle Safety Educator 608-267-1102,
 Madison Area Transportation Planning Board 608-266-4336.
 Parks Department 608-242-4576 (24-Hour Info. Line).
 Pedestrian-Bicycle Coordinator 608-266-6225,
 Bicycle Registration Program 608-266-4474.
 Dane County Highway & Transportation Department 608-266-4261,
 Bicycle Transportation Alliance of Dane County P.O. Box 641, Madison, WI 53701.
 For more information: <http://www.co.dane.wi.us/lwr/parks/>



June, 2007

Source Info: Towers 2007 (DCPD), Bike Trails 2007 (DCLWRD). Municipal Boundaries & Water: 2007, Parcel Derived (DCLIO).

This map was prepared through the Department of Planning and Development in conjunction with the Land and Water Resources Department, Land Information Office and the Dane County Regional Planning Commission.