



COUNTY OF DANE
DEPARTMENT OF ADMINISTRATION
PURCHASING DIVISION
Room 425 City-County Building
210 Martin Luther King Jr. Blvd.
Madison, WI 53703-3345
608/266-4131
FAX 608/266-4425 TDD 608/266-4941

TRAVIS MYREN
Director of Administration

CHARLES HICKLIN
Controller

ADDENDUM #1

DATE: October 6, 2011
FROM: Francisco Silva, Purchasing Agent
SUBJECT: Bid #111078 **Boundary Fencing and Fence Removal Addendum #1-**

The following addendum becomes a part of the above referenced bid. All other terms and conditions remain in effect, unchanged.

The following sections of the bid are changed: **Part 3.**

Fence:

Fence Detail is similar to the Wisconsin Department of Transportation Specifications for Right of Way Fencing with Woven Wire Fence.

Exceptions

Line posts will be 6' 6" T-Posts with every fourth post being a round wood pressure treated brace post (min. 5" dia., 8' length) and will have a 10' spacing between posts.

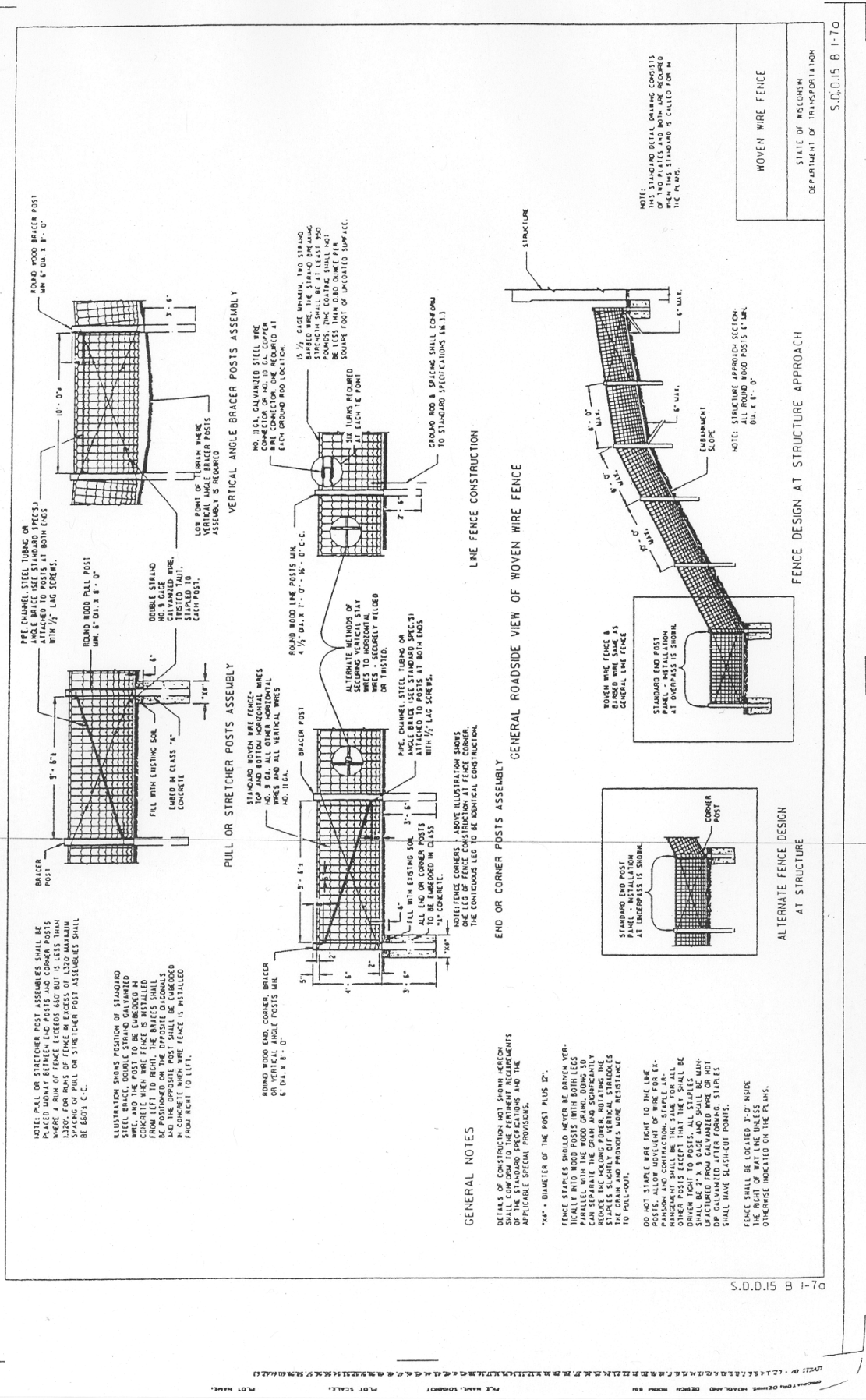
Puller or Stretcher Posts assembly will consist of min. 6"x 6 x 10' treated posts set a min. of 5' in the ground (no concrete) and packed with ¾" gravel around posts.

48" High Woven Wire:

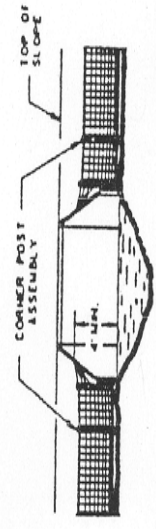
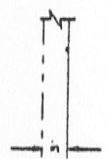
- 10' spacing between posts - every fourth post wood
- Woven Wire 1047-6-11 Ga., ASTM A-116 Class One
- Brace Wire 9 ga. and 12 ga.
- T-Posts - 6'6"
- Brace Posts channel U (9')
- .40 Pressure Treated Wood Line-Posts (5" round x 8')
- Anchor posts must be 6" x 6' x 10' treated posts.

Please acknowledge receipt of this addendum by noting "Addendum #1 Received" on the bottom of the Signature Affidavit when you submit your bid. If you have any questions regarding this addendum, please contact Francisco Silva at 608/267-3523.

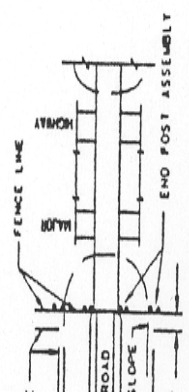
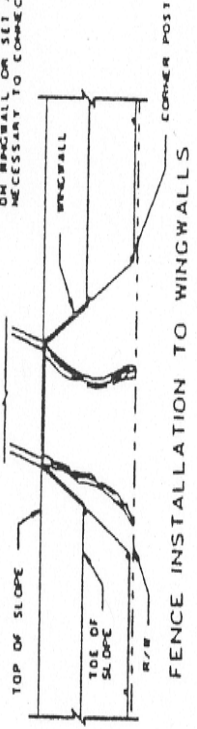
BID #111078



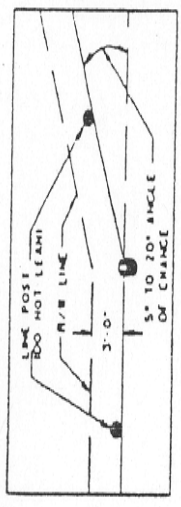
YELLOW PINE
WOVEN WIRE
OR BARBED
6" WIRE
1" FASTENED



NOTE: PLACE A MINIMUM OF 4 STRANDS OF WIRE OVER THE MINIMUM CENTERS OF EACH SHARP CORNER. USE THE BOLT OR WINGWALL OR SET A LINE POST WHEN NECESSARY TO CONNECT BARBED WIRE.

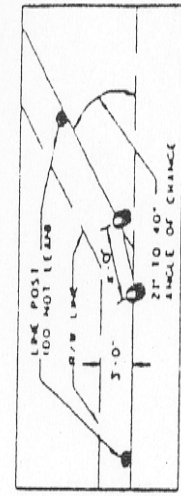


PLAN VIEW
FOR HIGHWAY UNDERPASS

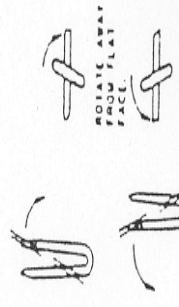


PLAN VIEW
SINGLE POST CORNER

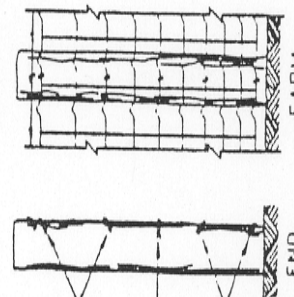
NOTE: SINGLE AND DOUBLE POSTS SHALL BE A MIN. 8'-0" DUAL 8'-0" WITH A LEAN OF 4" TOWARD THE OUTSIDE OF THE CURVE. WHEN THE ANGLE OF WAY LINE CHANGE IS MORE THAN 40° USE THE CORNER OR STRETCHER POSTS ASSEMBLY.



PLAN VIEW
DOUBLE POST CORNER



NOTE: WHEN POSTS ARE DRIVEN THE SMALL END SHALL BE DOWN.



STAPLES SLOPED DOWNWARD FOR LEVELS AND OVER ENDS.
STAPLES LEVEL FOR LEVEL GROUND.
SLOPE UPWARDS WHEN FENCE TENDS TO LFT.

NOTE: THIS STANDARD DETAIL DRAWING CONSISTS OF TWO PARTS AND BOTH ARE REQUIRED WHEN THIS STANDARD IS CALLED FOR IN THE PLANS.

WOVEN WIRE FENCE
STATE OF WISCONSIN DEPARTMENT OF TRANSPORTATION
APPROVED _____
DATE _____ STATE DESIGN ENGINEER FOR _____