

DANE
COUNTY
REGIONAL
AIRPORT 

Noise Abatement Subcommittee

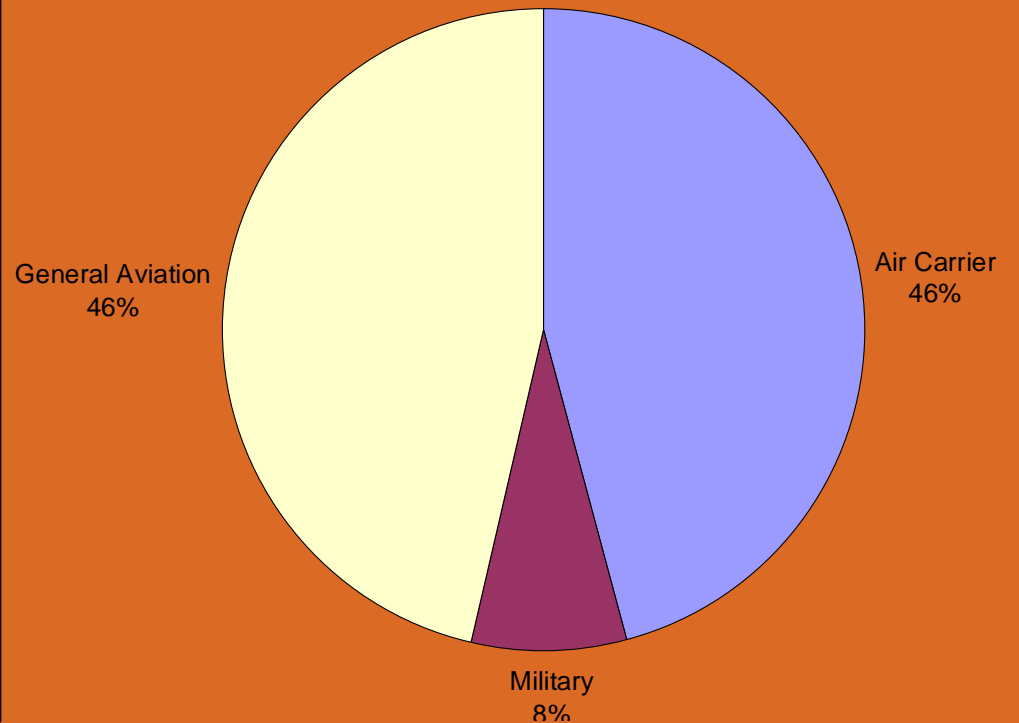
Review of Noise Complaint Activity

October 2009

Aircraft Movements

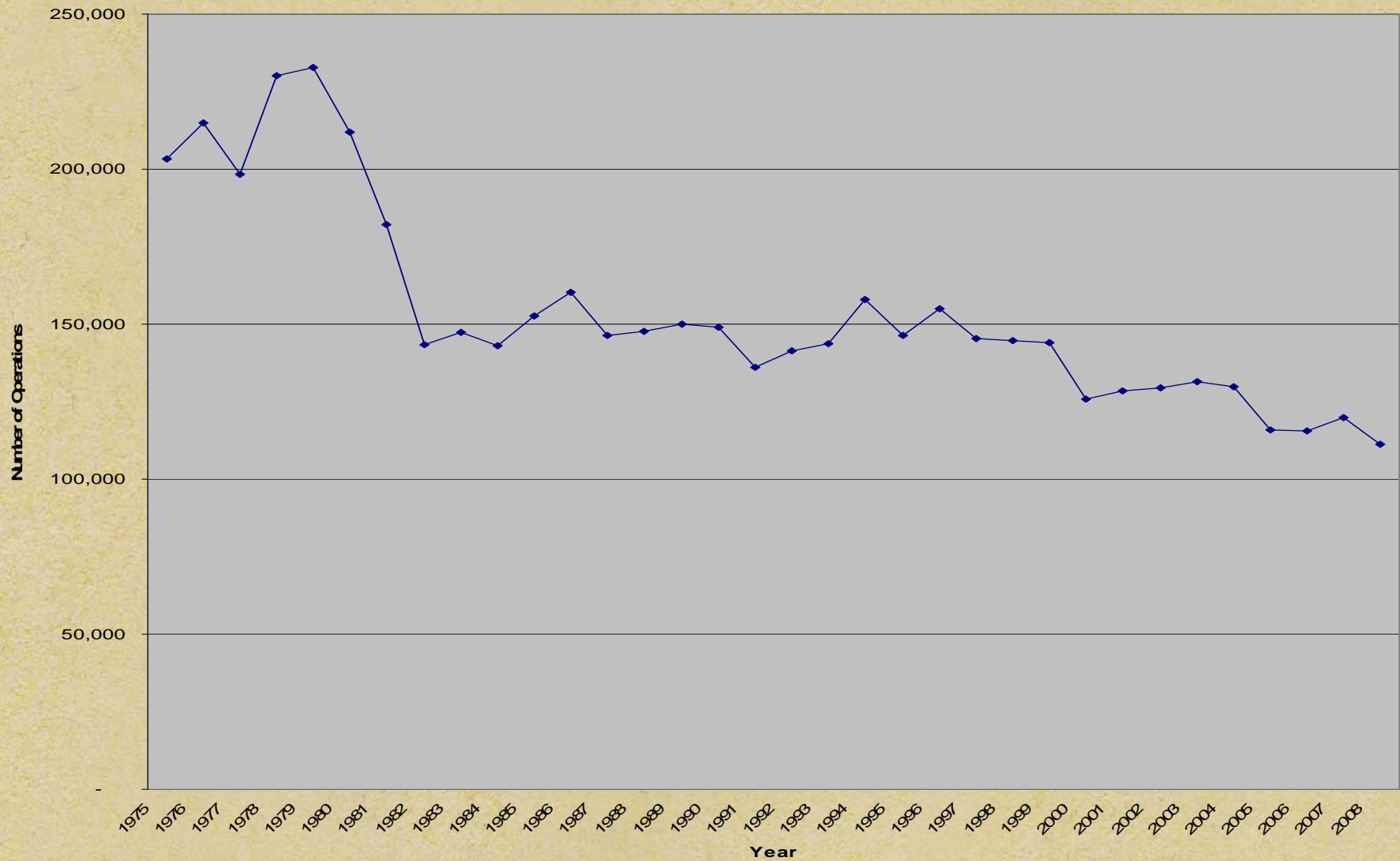
APR 09 – SEP 09

Aircraft Movements	APR 09 - SEP 09	APR 08 - SEP 08	Change
<i>Air Carrier</i>	16,364	19,410	-15.7%
<i>Military</i>	2,756	2,768	-0.4%
<i>General Aviation</i>	16,479	21,053	-21.7%
Total Movements	35,599	43,231	-17.7%



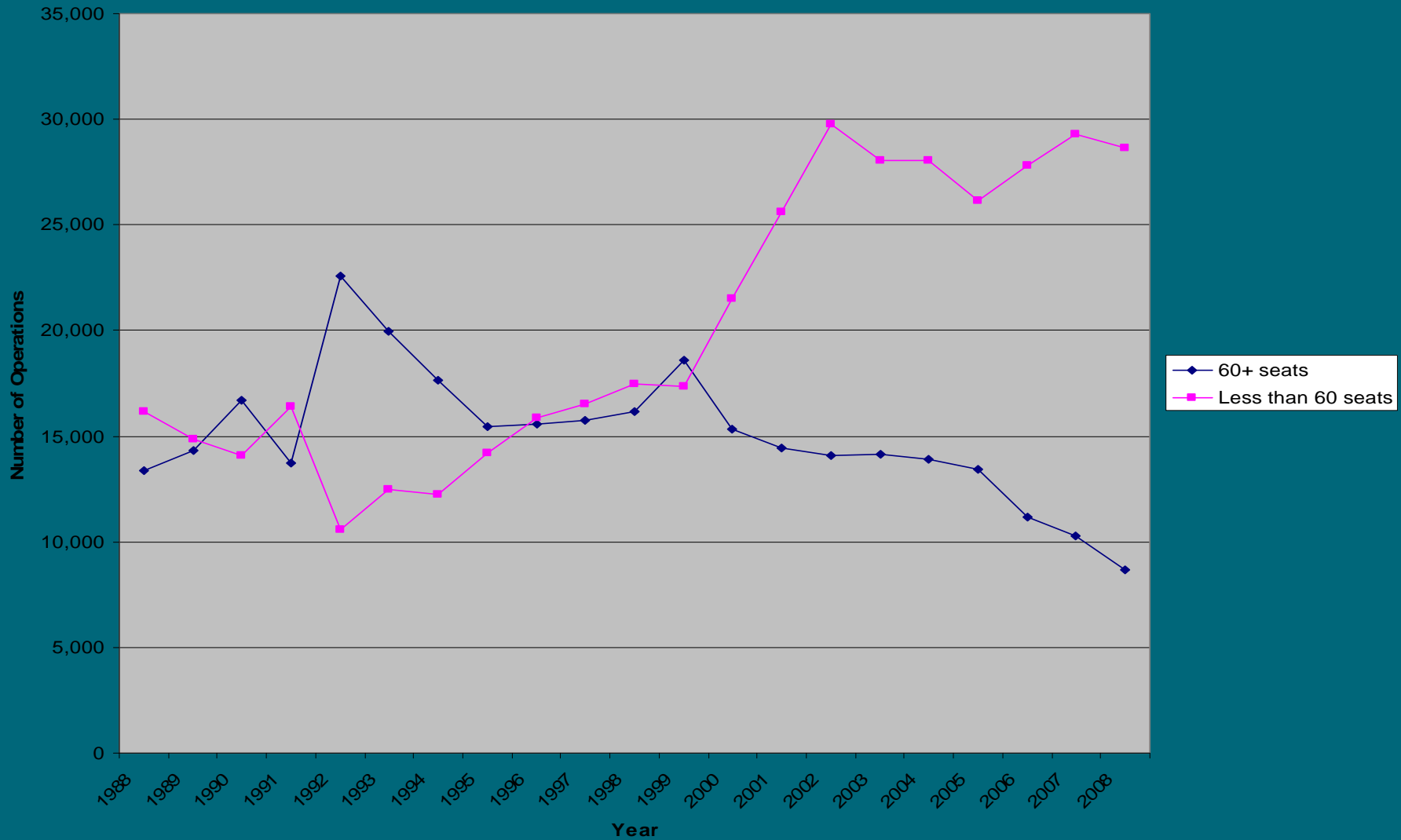
Historical Aircraft Movements

Annual Aircraft Operations



Historical Air Carrier Operations and Air Taxi Operations

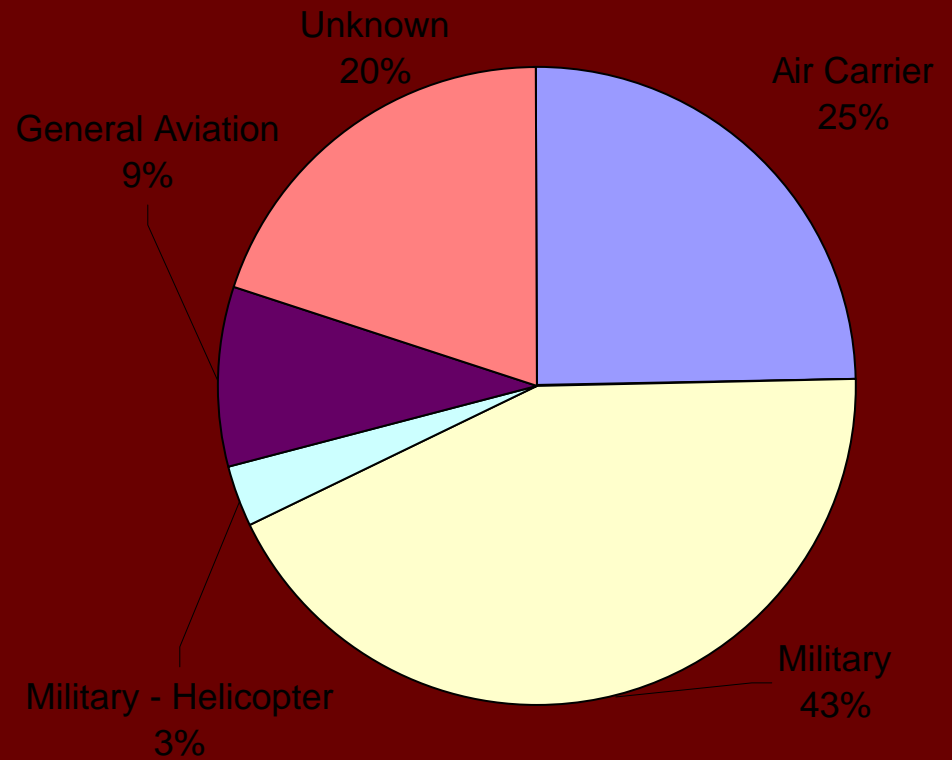
Annual Commercial Operations



Complaints By Aircraft Type

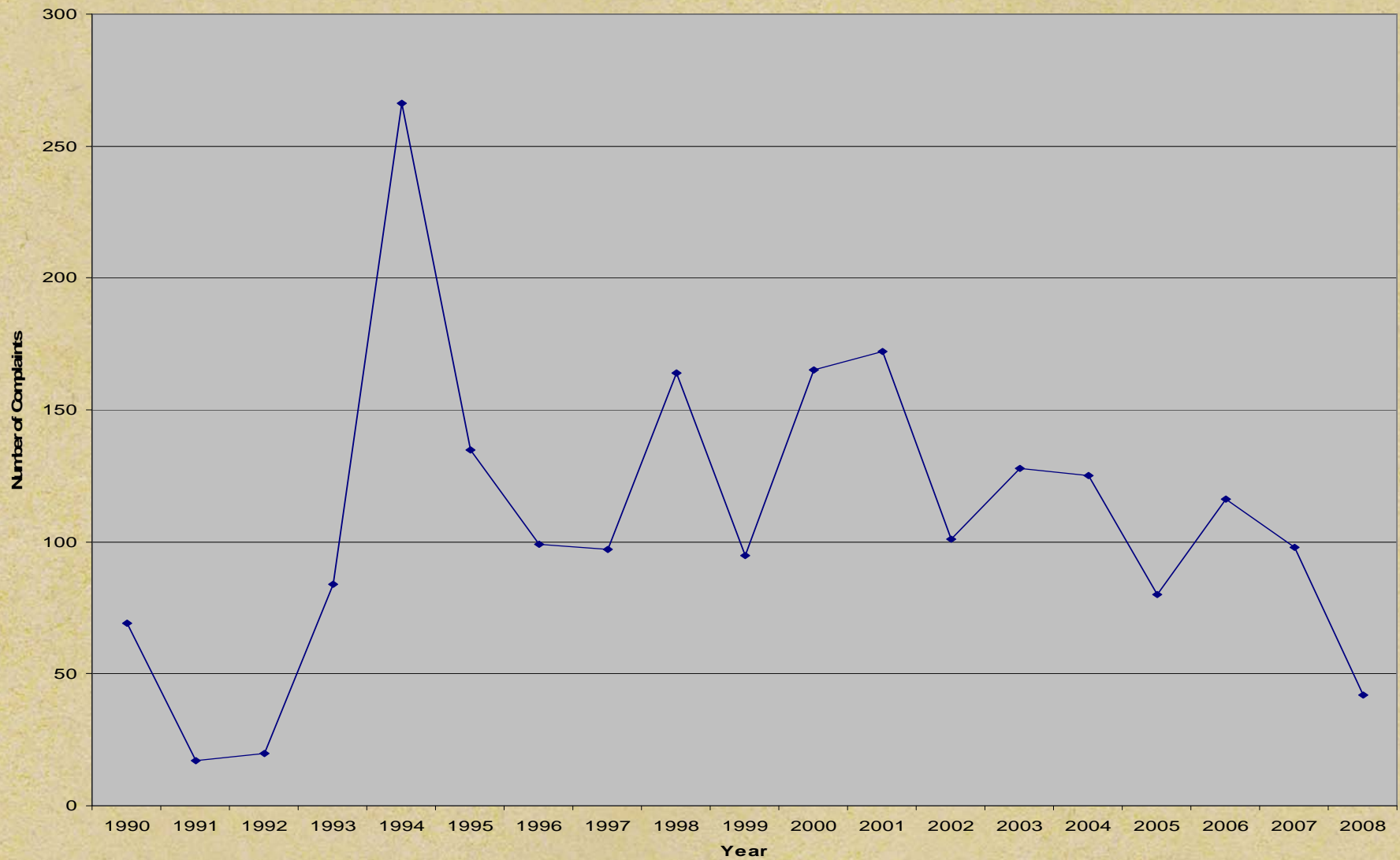
APR 09 – SEP 09

Aircraft Type	APR 09 - SEP 09	APR 08 - SEP 08
<i>Air Carrier</i>	16	5
<i>Cargo</i>	0	1
<i>Military</i>	28	9
<i>Military - Helicopter</i>	2	1
<i>General Aviation</i>	6	4
<i>Unknown</i>	13	5
Total	65	25



Historical Noise Complaints

Total Noise Complaints



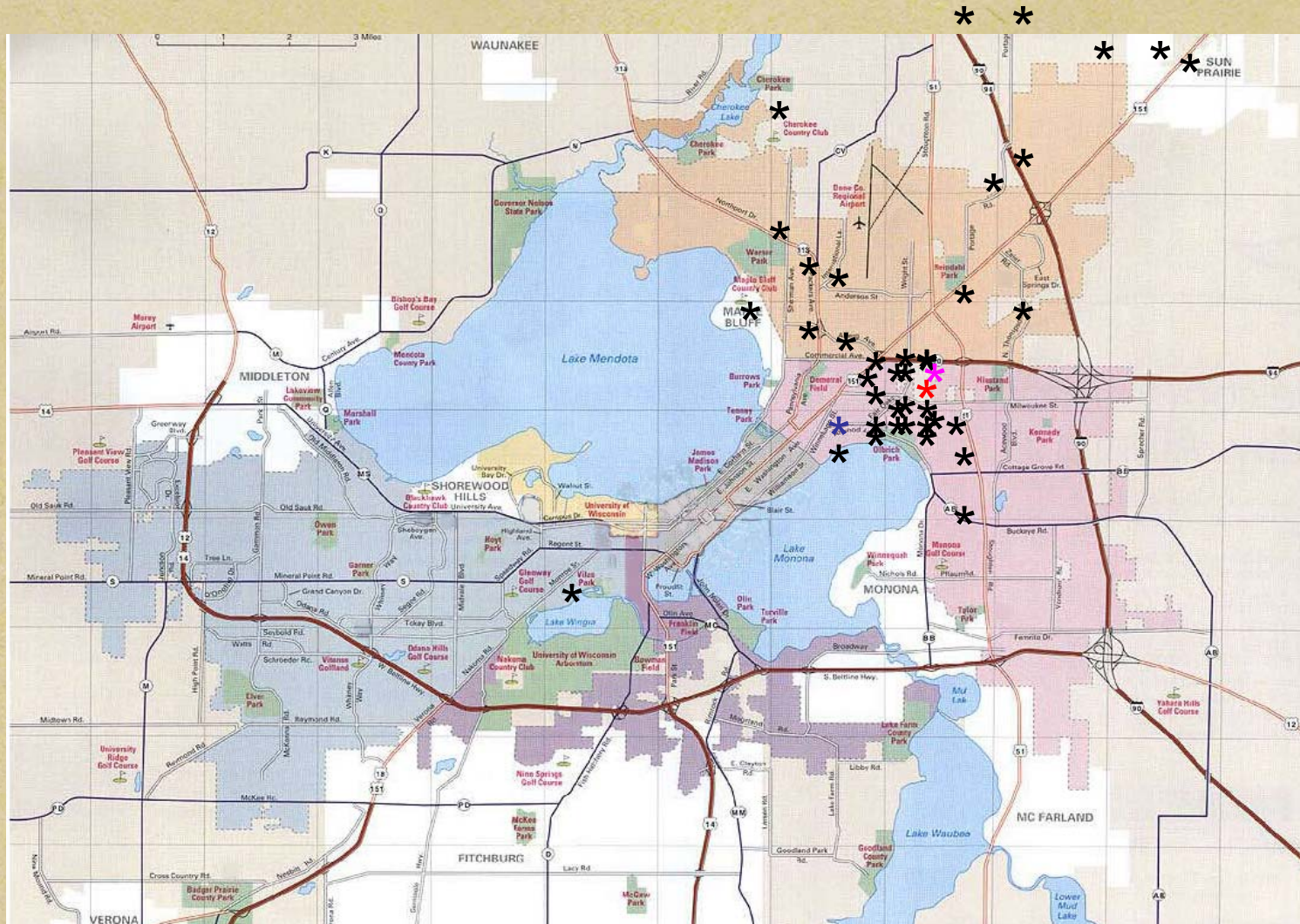
Complaints by Area

APR 09 – SEP 09

Area	APR 09 - SEP 09		APR 08 - SEP 08	
	Complaints	Callers	Complaints	Callers
<i>Blooming Grove</i>	0	0	0	0
<i>Burke</i>	0	0	0	0
<i>Cottage Grove</i>	0	0	0	0
<i>DeForest</i>	2	2	1	1
<i>Fitchburg</i>	0	0	0	0
<i>Madison</i>	59	38	14	11
<i>Maple Bluff</i>	1	1	0	0
<i>Middleton</i>	0	0	0	0
<i>Monona</i>	1	1	0	0
<i>Stoughton</i>	0	0	0	0
<i>Sun Prairie</i>	2	2	0	0
<i>Verona</i>	0	0	0	0
<i>Waunakee</i>	0	0	0	1
Total	65	41	15	13

Complaint Locations

APR 09 – SEP 09

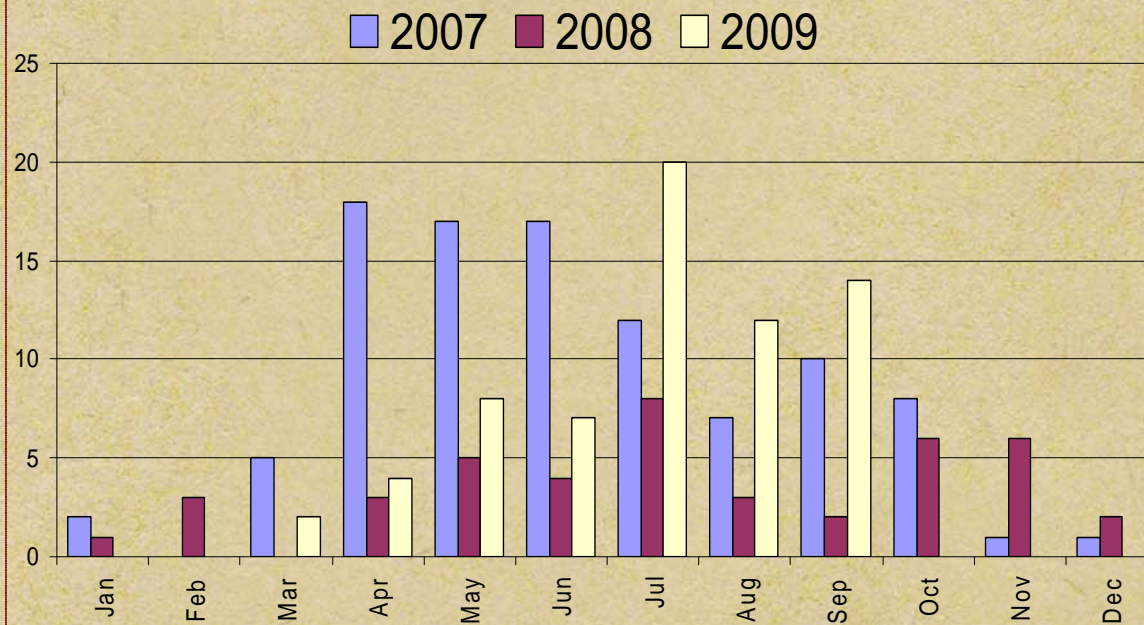


* 12 calls from one caller

* 9 calls from one caller

* 2 calls from one caller

Complaints by Month



Date	2007	2008	2009
Jan	2	1	0
Feb	0	3	0
Mar	5	0	2
Apr	18	3	4
May	17	5	8
Jun	17	4	7
Jul	12	8	20
Aug	7	3	12
Sep	10	2	14
Oct	8	6	0
Nov	1	6	0
Dec	1	2	0
Total	98*	43**	67***

Complaints from one individual: *279, **196, ***163

Noise Complaint Calls

Daytime vs. Nighttime

	APR	MAY	JUN	JUL	AUG	SEP	TOTAL
DAY (0700 – 2159)	4	7	6	12	10	9	48
NIGHT (2200 – 0659)	0	0	1	8	2	5	16
TOTAL	4	7	7	20	12	14	64*

* 1 complaint did not record a time

Repeat Callers

APR 09 – SEP 09

Area	Number of Calls
------	-----------------

Madison (38 callers)

59

Calls from one individual for same period: 132

Complaint History

April '09 - Oct '09 Noise Complaints

Days of the Month

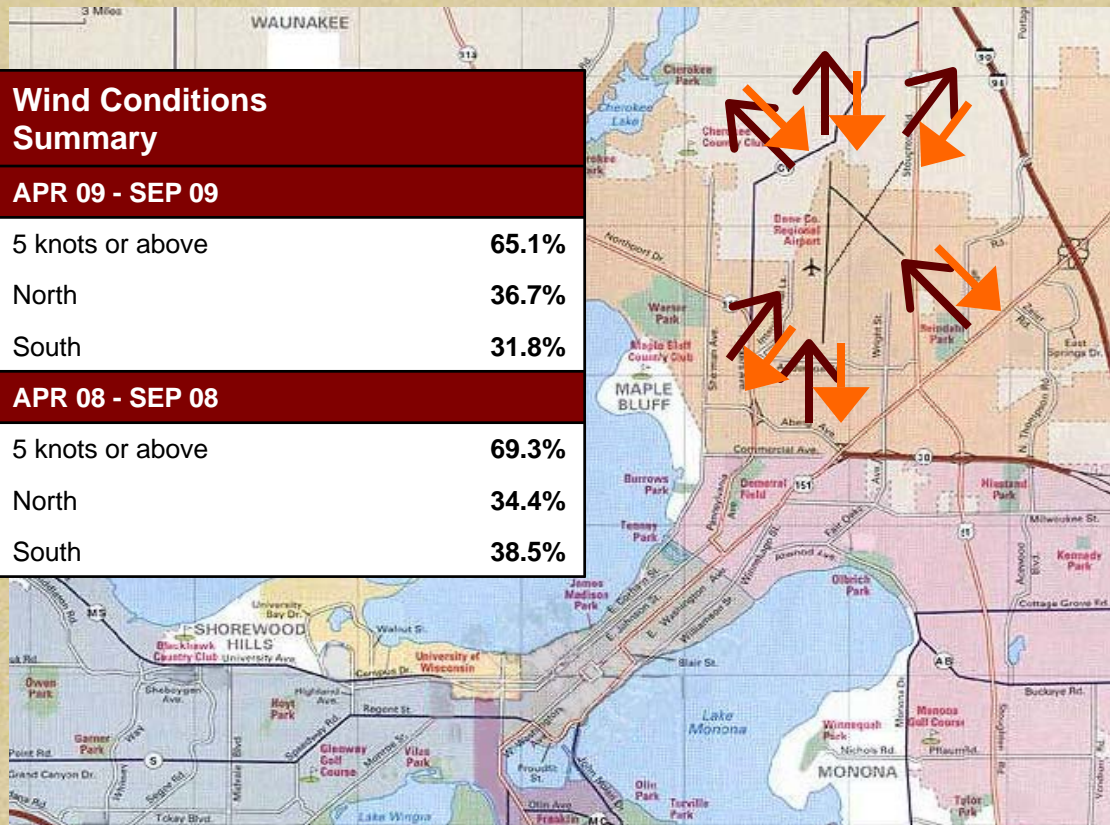
	1	2	3	4	5	6	7	8	9	10	11	12	13	14	15	16	17	18	19	20	21	22	23	24	25	26	27	28	29	30	31	
April																	UN					MH	MH								GA	
May								GA	A			MI									UN									MI-5		
June										GA										UN	A				UN	A	A					
July				A					A												MI-3	MI	MI				MI	GA-2	MI-2	MI-2	MI-5	MI
August					MI	MI-2							UN	MI-2	UN-2	UN										UN			A			
September				UN									A			A	A-3					MI-5		A-2						GA		

A = Airline
 MI = Military Fixed Wing
 MH = Military Helicopter
 GA = General Aviation
 UN = Unknown

- 65 complaints listed (132 complaints from one caller not included)

Wind Conditions Summary

APR 09 – SEP 09



Wind Conditions Summary	
APR 09 - SEP 09	
5 knots or above	65.1%
North	36.7%
South	31.8%
APR 08 - SEP 08	
5 knots or above	69.3%
North	34.4%
South	38.5%

↑ Direction of aircraft with winds from the north.

↓ Direction of aircraft with winds from the south.

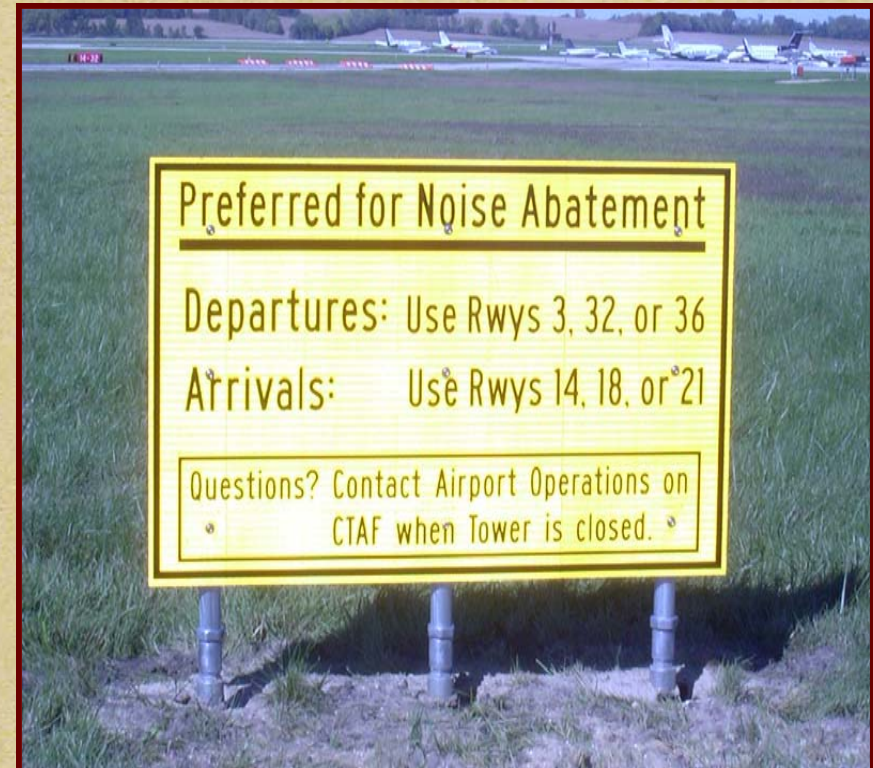
* Wind Direction percentages do not add up to 100% due to wind directions reported as calm or variable

Charter Flight Notification

Prior notification of noise abatement procedures are provided to operators of charter flights.



Review of Noise Abatement Compliance Audit



Review of Noise Abatement Compliance Audit

APR 09 – SEP 09

% of time winds reported 5 knots or above ¹	57.74%
% of time visibility reported 6 SM or below ¹	12.81%
Total time Runways closed ²	RWY 18/36 = 261:33
	RWY 3/21 = 106:53
	RWY 14/32 = 209:09

1 - Based on METAR weather observations at the time of recorded aircraft operations

2 - Runway closures primarily due to construction activity.

Review of Noise Abatement Compliance Audit

APR 09 – SEP 09

Runway Use

% of time aircraft observed departing to North	77.56%
% of time aircraft observed arriving from North	66.96%
% of time aircraft observed departing to South	22.44%
% of time aircraft observed arriving from South	33.04%

	Wind	Visibility	Traffic	Low Clouds
Departure to South and reason	78%	15%	9%	25%
Arrival from South and reason	68%	16%	11%	25%

1841 individual aircraft operations observed

96 non-compliant operations observed

94.78% Compliance

Important Phone Numbers



24 Hour Aircraft Noise Line: **246-5841**

Madison Automated Weather: **249-0615**