

# Noise Abatement Subcommittee

## Review of Noise Complaint Activity

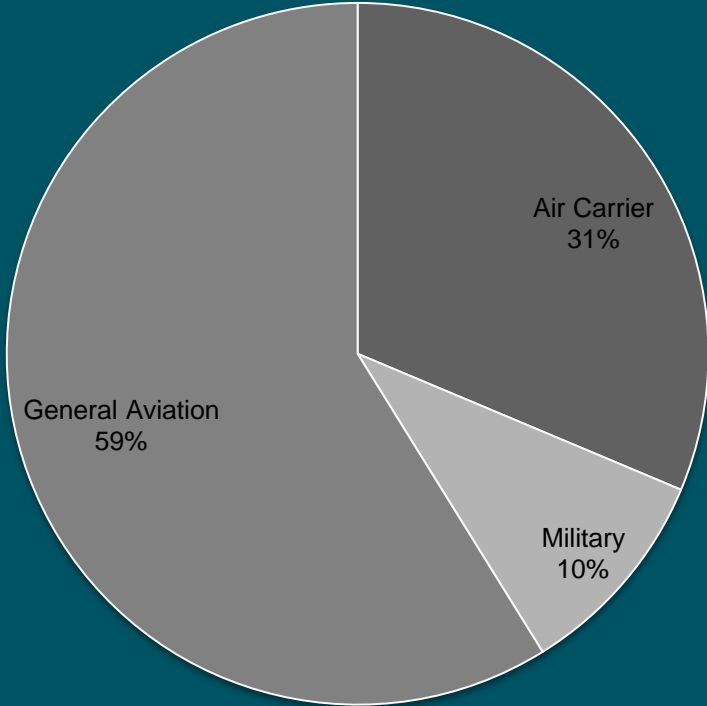
OCTOBER 28, 2010  
Madison, Wisconsin



# AIRCRAFT MOVEMENTS

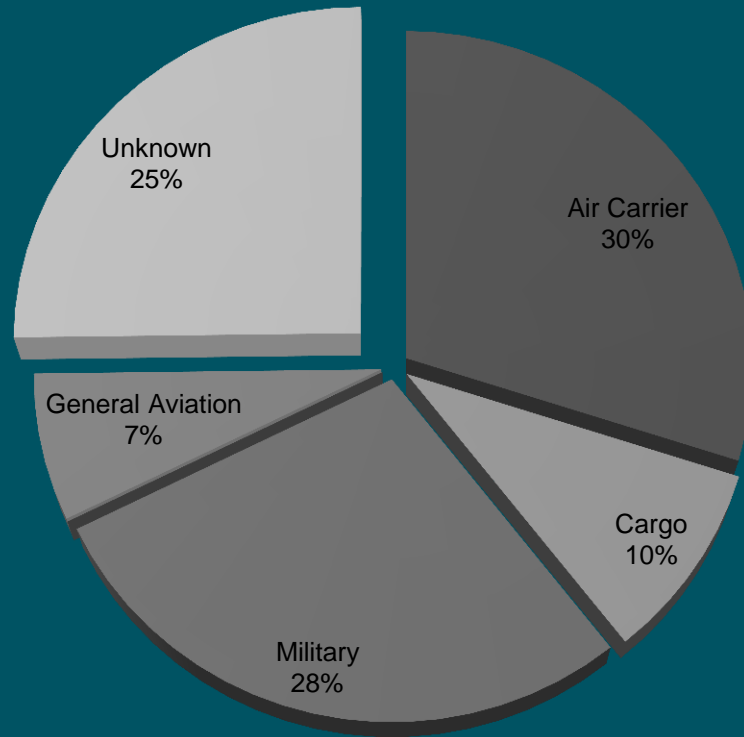
Chart Title

Aircraft Movements	APR 10 - OCT 10	APR 09 - OCT 09	Change
<i>Air Carrier</i>	16,041	16,364	-2.0%
<i>Military</i>	5,030	5,175	-2.8%
<i>General Aviation</i>	30,123	31,739	-5.1%
<b>Total Movements</b>	<b>51,194</b>	<b>53,278</b>	<b>-3.9%</b>



# COMPLAINTS BY AIRCRAFT TYPE

Aircraft Type	APR 10 - SEP 10	APR 09 - SEP 09
<i>Air Carrier</i>	38	16
<i>Cargo</i>	12	0
<i>Military</i>	36	28
<i>Military - Helicopter</i>	0	2
<i>General Aviation</i>	9	6
<i>Unknown</i>	32	13
<b>Total</b>	<b>127</b>	<b>65</b>

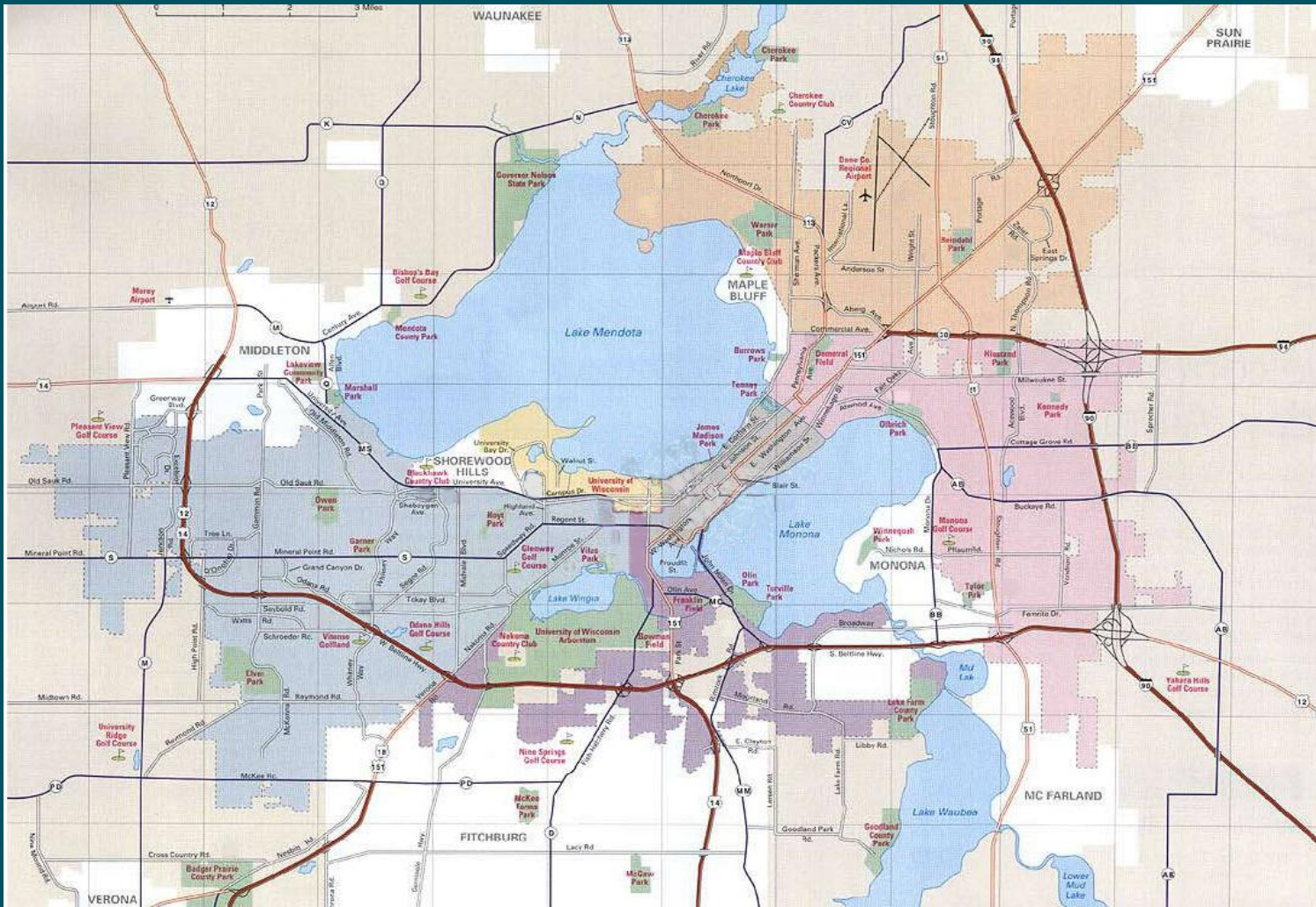


# COMPLAINTS AREA

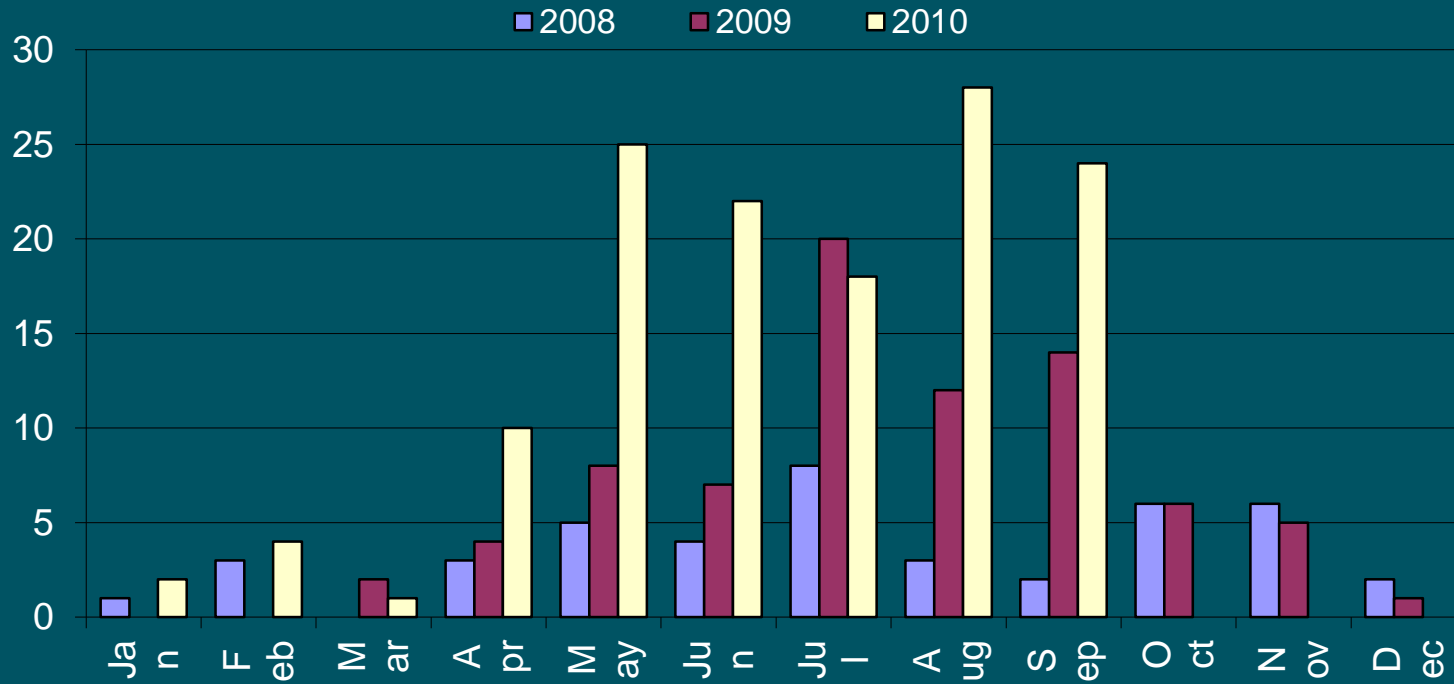
Area	APR 10 - OCT 10		APR 09 - OCT 09	
	Complaints	Callers	Complaints	Callers
<i>Blooming Grove</i>	0	0	0	0
<i>Burke</i>	0	0	0	0
<i>Cottage Grove</i>	0	0	0	0
<i>DeForest</i>	0	0	2	2
<i>Fitchburg</i>	1	1	0	0
<i>Madison</i>	120	54	59	38
<i>McFarland</i>	0	0	0	0
<i>Middleton</i>	0	0	0	0
<i>Monona</i>	1	1	1	1
<i>Stoughton</i>	0	0	0	0
<i>Windsor</i>	0	0	0	0
<i>Verona</i>	0	0	0	0
<i>Waunakee</i>	0	0	0	0
<b>Total</b>	<b>122</b>	<b>56</b>	<b>62</b>	<b>41</b>



# COMPLAINT LOCATION



# COMPLAINTS BY MONTH



Date	2008	2009	2010
Jan	1	0	2
Feb	3	0	4
Mar	0	2	1
Apr	3	4	10
May	5	8	25
Jun	4	7	22
Jul	8	20	18
Aug	3	12	28
Sep	2	14	24
Oct	6	6	0
Nov	6	5	0
Dec	2	1	0
<b>Total</b>	<b>43*</b>	<b>79**</b>	<b>134***</b>

Calls from 1 caller:

\*196

\*\*164

\*\*\*32



# NOISE COMPLAINT CALLS

	APR	MAY	JUN	JUL	AUG	SEP	TOTAL
DAY	9	15	20	17	19	15	95
NIGHT	1	10	2	1	9	9	32
TOTAL	10	25	22	18	28	24	127



# REPEAT CALLERS

AREA	NUMBER OF CALLS
MADISON	120 (54 CALLERS)
CALLS FROM ONE INDIVIDUAL: 24	



# COMPLAINT HISTORY

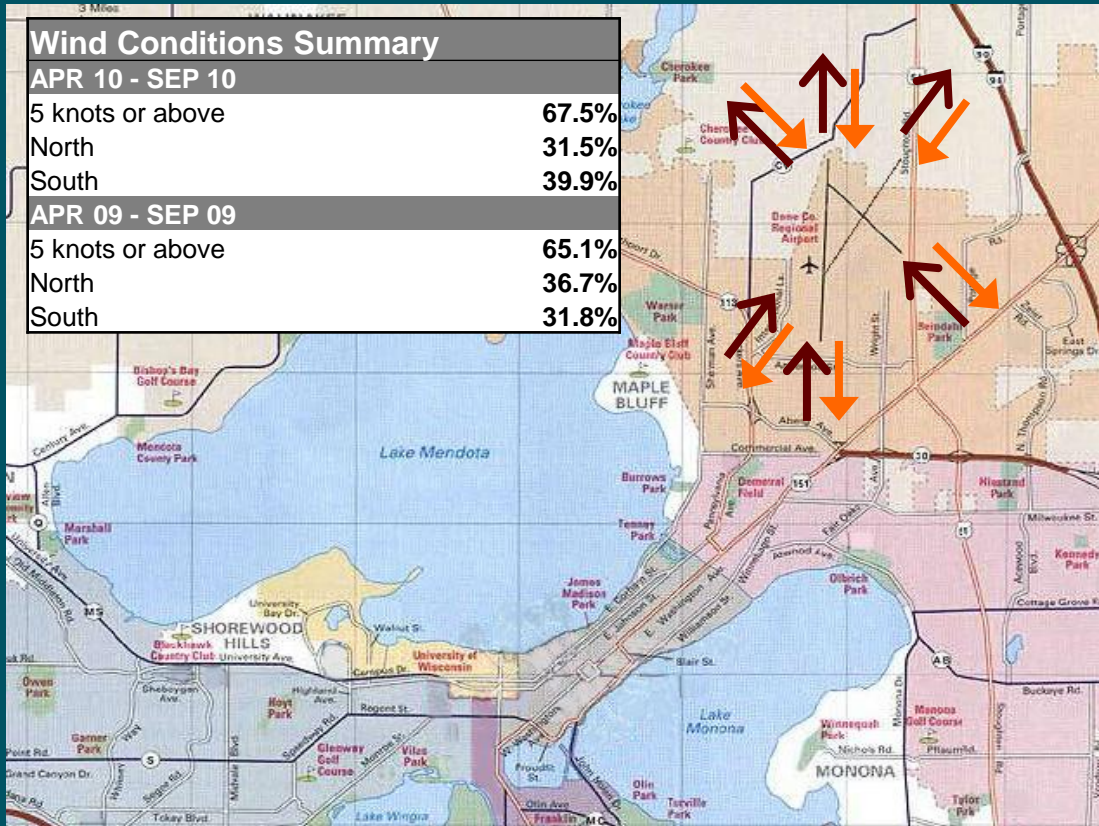
	1	2	3	4	5	6	7	8	9	10	11	12	13	14	15	16	17	18	19	20	21	22	23	24	25	26	27	28	29	30	31
A P R								M						U A						U A		G A A							G	M	
M A Y	M	M M	G M	M		G A			G	U*		A								A A							A C			A	
J U N			U	U U									M* U	U	A		M U								A		U U U				
J U L						G	A A	C					C A	M			G		A A A	C					U	A	M M M				M
A U G	A G	A	A A		M*		A			U	U				A	U A U U			A C		M M				U			G	A A M	A	
S E P	U C A	M C C	A A	A	A A									A C		C	A		M			U M C	C	M		U			U M		

A = Airline  
 C = Cargo  
 G = General Aviation  
 M = Military  
 U = Unknown

5/10 – 10 Complaints – Gypsy moth spray plane  
 6/13 – 10 Complaints – Military divert due to weather  
 8/5 – 5 Complaints – Military divert due to in flight emergency



# WIND CONDITIONS SUMMARY



Direction of aircraft with winds from the north.

Direction of aircraft with winds from the south.

\* Wind Direction percentages do not add up to 100% due to wind directions reported as calm or variable

# NOISE ABATEMENT COMPLIANCE AUDIT

WEATHER / RUNWAY DATA	
WINDS AT 5 KNOTS OR HIGHER <sup>1</sup>	69.38%
VISIBILITY AT 6 SM OR LESS <sup>1</sup>	7.74%
RUNWAYS CLOSED <sup>2</sup>	18/36 = 123:58 3/21 = 120:09 14/32 = 337:13

<sup>1</sup> - Based on METAR weather observations at the time of recorded aircraft operations.  
<sup>2</sup> - Runway closures primarily due to construction and runway maintenance.



# NOISE ABATEMENT COMPLIANCE AUDIT

<b>RUNWAY USE</b>				
Aircraft observed departing to the North				42.34%
Aircraft observed arriving from the North				59.91%
Aircraft observed departing to the South				57.66%
Aircraft observed arriving from the South				40.09%
	Wind	Visibility	Traffic	Ceiling
South Departure	71.77%	11.52%	21.39%	11.69%
South Arrival	67.14%	8.5%	20.68%	13.70%
4791 individual aircraft observations observed				
458 non-compliant observations			90.44% Compliance	



# CONTACT INFORMATION

24 Hour Aircraft Noise Line: **246-5841**

Madison Automated Weather: **249-0615**

